




NORTH LITTLE ROCK WASTE WATER UTILITY

March 13, 2007

Cert. No: 7007 1490 0003 3813 5861

Mr. Allen Gilliam
Arkansas Department of Environmental Quality
5301 Northshore Dr.
North Little Rock, AR 72118



Re: Pretreatment Industrial Users Annual Report
NPDES Permits: AR0020303, AR0020320, AR0038288

Dear Mr. Gilliam:

We are submitting the 2007 Pretreatment Industrial Users Annual Report for NPDES Permits AR0020303, AR0020320, and AR0038288. The following items are attached:

- Pretreatment Performance Summary
- Updated Significant Industrial Users with Address List
- Significant Violators List
- Monitoring Results for the Annual Pretreatment Report for Faulkner Lake, Five Mile Creek, and White Oak Bayou treatment plants
- Copy of Public Notice to be published in the Arkansas Democrat-Gazette March 5, 2008

If additional information is needed, contact me or a member of my staff at 501-945-7186.

NORTH LITTLE ROCK WASTE WATER UTILITY

Emric F. Roll
Pretreatment Coordinator

Encl.

AFIN NO: 6000274 PERMIT NO: AR0020303
Media: Water
Sort: Permit Compliance
Date Scanned: 3/17/08

**ATTACHMENT C
PRETREATMENT PERFORMANCE SUMMARY (PPS)**

NOTE: All questions refer to the Industrial Pretreatment Program as approved by the EPA. The permittee should not answer the questions based on changes made to the approved program without department authorization

I. General Information

Control Authority Name North Little Rock Waste Water Utility

Address 7400 Baucum Pike, P.O. Box 17898

City North Little Rock State/Zip ARKANSAS/72117-5240

Contact Person Ed Toland Industrial Pretreatment Supervisor
(Position)

Contact Telephone 501.945.7186 x116

NPDES Permit Nos. AR0020303; AR0020320; AR0038288

Reporting Period January 1, 2007 December 31, 2007
(Beginning Month and Year) (Ending Month and Year)

Total Number of Categorical IU's 2

Total Number of Significant Noncategorical IU's 14

II. Significant Industrial User Compliance

SIGNIFICANT INDUSTRIAL USERS

	<u>Categorical</u>	<u>Noncategorical</u>
1) No. of SIU's Submitting BMR's/Total No. Required.....	<u>0 / 0</u>	<u>N/A</u>
2) No. of SIU's Submitting 90-Day Compliance Reports/No. Required.....	<u>0 / 0</u>	<u>N/A</u>
3) No. of SIU's Submitting Semiannual Reports/ Total No. Required.....	<u>0 / 0</u>	<u>0 / 0</u>
4) No. of SIU's Meeting Compliance Schedule/ Total No. Required to Meet Schedule.....	<u>0 / 0</u>	<u>0 / 0</u>
5) No. of SIU's in Significant Noncompliance/ Total No. of SIU's.....	<u>0 / 2</u>	<u>0 / 14</u>
6) Rate of Significant Noncompliance for all SIU's (categorical and noncategorical).....	<u>0 / 16</u>	

ANNUAL REPORT - 2007
AS REQUIRED BY INDUSTRIAL PRETREATMENT PROGRAM

INDUSTRIES UNDER PERMIT AT THIS TIME ARE:

NONCATEGORICAL

ARKANSAS SURGICAL HOSPITAL
 BAPTIST HEALTH MEDICAL CENTER-NORTH
 BLUE BEACON OF NLR
 CENTRAL ARKANSAS HEALTHCARE SYSTEMS
 CHICOPEE INC.
 J B HUNT TRANSPORTATION
 J M PRODUCTS INC.
 L'OREAL USA PRODUCTS INC.
 MAVERICK TRANSPORTATION
 OAKLEY
 ST. VINCENT MEDICAL CENTER - NORTH
 TRUCK-O-MAT OF NORTH LITTLE ROCK
 TYSON FOODS INC.
 UNION PACIFIC RAILROAD (PIKE AV.)

CATAGORICAL

KOPPERS INDUSTRIES
 DELUXE MEDIA (closed 02-28-07)

NUMBER INDUSTRIES IN COMPLIANCE	7
NUMBER INDUSTRIES IN NONCOMPLIANCE	9
NUMBER INDUSTRIES IN SIGNIFICANT NONCOMPLIANCE	0
PENALTY CHARGES BILLED	\$4,356.06
SURCHARGE CHARGES BILLED	\$95,311.24
REGULAR SEWER CHARGES BILLED	\$979,996.37
MISCELLANEOUS CHARGES BILLED (FRANCHISE FEE)	\$64,340.06
TOTAL INDUSTRIAL CHARGES BILLED	\$1,144,003.73
NON-SAMPLING INSPECTIONS MADE	15
SAMPLING INSPECTIONS MADE	3,787
VIOLATION NOTICES SENT	19
NONCOMPLIANCE CALLS MADE	31
COMPLIANCE SCHEDULES ISSUED	0
CONSENT ADMINISTRATIVE ORDERS ISSUED	0
TOTAL INDUSTRIAL FLOW FOR THIS YEAR (GALS)	346,701,626

Summary Sheet

2007 Industrial Pretreatment Billing

Charges	Regular	Surcharge	Penalty	Other	Total
Ar. Surgical Hosp.	4,650.00	2,952.66	145.74	320.85	8,069.25
Baptist Health	39,645.00	32,830.50		2,735.50	75,211.00
Blue Beacon	16,378.56	3,094.81	1,336.11	1,130.11	21,939.59
CAV Hosp.	246,674.27	4,203.92	2,483.83	16,714.78	270,076.80
Chicopee	274,922.88			18,969.67	293,892.55
Deluxe Media	2,429.64	196.95		167.64	2,794.23
J B Hunt	11,271.78	32.71		777.76	12,082.25
J M Products	5,128.62	1,452.85		353.87	6,935.34
Koppers	30,650.52	3,284.96	78.97	2,114.89	36,129.34
L'Oreal	35,671.14	26,403.82		2,461.31	64,536.27
Maverick	11,122.68	21.53	187.74	767.48	12,099.43
Oakley	4,854.30	777.47		334.94	5,966.71
St. Vincent Hosp.	34,991.04	880.80			35,871.84
Truck-O-Mat	10,252.32		123.67	707.42	11,083.41
Tyson	110,512.98	17,710.04		7,065.83	135,288.85
Union-Pac (Pike)	132,213.00			9,122.70	141,335.70
Union-Pac (400yd)	8,627.64	1,468.22		595.31	10,691.17
Total Charges	979,996.37	95,311.24	4,356.06	64,340.06	1,144,003.73

BAPTIST HEALTH MEDICAL CENTER (2007)
PERMIT NUMBER - 2005090111
COMPLIANCE STATUS - C ✓

NON-COMPLIANCE INCIDENTS:

CHARGES ASSESSED:

MONTH	REGULAR	SURCHARGE	PENALTY	OTHER	TOTAL
JAN	\$3,174.24	\$1,920.62		\$219.02	\$5,313.88
FEB	\$3,015.12	\$2,768.66		\$208.04	\$5,991.82
MAR	\$3,166.08	\$2,390.62		\$218.46	\$5,775.16
APR	\$3,121.20	\$3,702.59		\$215.36	\$7,039.15
MAY	\$3,310.92	\$1,972.84		\$228.45	\$5,512.21
JUN	\$3,198.72	\$4,040.73		\$220.71	\$7,460.16
JUL	\$3,751.56	\$1,681.25		\$258.86	\$5,691.67
AUG	\$2,872.32	\$2,822.74		\$198.19	\$5,893.25
SEPT	\$2,943.72	\$2,968.82		\$203.12	\$6,115.66
OCT	\$3,574.20	\$3,792.91		\$246.62	\$7,613.73
NOV	\$3,785.10	\$597.39		\$261.17	\$4,643.66
DEC	\$3,731.82	\$4,171.33		\$257.50	\$8,160.65
TOTAL	\$39,645.00	\$32,830.50	\$0.00	\$2,735.50	\$75,211.00

INSPECTIONS:

SAMPLING:	249
NON-SAMPLING	<u>1</u>
TOTAL	250

FLOWS:

MONTH	GALLONS	DAILY AVERAGE
JAN	1,163,640	37,537
FEB	1,104,900	39,461
MAR	1,160,200	37,426
APR	1,144,240	38,141
MAY	1,213,690	39,151
JUN	1,172,720	39,091
JUL	1,375,054	44,357
AUG	1,052,800	33,961
SEPT	1,079,380	35,979
OCT	1,204,060	38,841
NOV	1,275,050	42,502
DEC	1,257,070	40,551
TOTAL		14,202,804

COMMENTS:

Other = Franchise Fee

BLUE BEACON OF NLR (2007)

PERMIT NUMBER - 2005090112

COMPLIANCE STATUS - NC

NON-COMPLIANCE INCIDENTS:

January pH below limits (5)
February pH below limits
February TSS above limits (2)
March pH above below limits (5)
April pH below limits (4)
July pH below limits
July TSS above limits
August pH below limits (2)
December pH below limits (3)

CHARGES ASSESSED:

MONTH	REGULAR	SURCHARGE	PENALTY	OTHER	TOTAL
JAN	\$1,228.08	\$161.72	\$184.76	\$84.74	\$1,659.30
FEB	\$1,452.48	\$499.83	\$466.90	\$100.22	\$2,519.43
MAR	\$1,423.92	\$878.34	\$189.23	\$98.25	\$2,589.74
APR	\$1,268.88	\$231.71	\$175.82	\$87.55	\$1,763.96
MAY	\$1,348.44	\$208.50		\$93.04	\$1,649.98
JUN	\$1,430.04	\$93.17		\$98.67	\$1,621.88
JUL	\$1,295.40	\$445.77	\$88.99	\$89.38	\$1,919.54
AUG	\$1,550.40	\$11.38	\$70.03	\$106.98	\$1,738.79
SEPT	\$1,211.76	\$121.20		\$83.61	\$1,416.57
OCT	\$1,498.50	\$156.35		\$103.40	\$1,758.25
NOV	\$1,425.24	\$111.53		\$98.34	\$1,635.11
DEC	\$1,245.42	\$175.31	\$160.38	\$85.93	\$1,667.04
TOTAL	\$16,378.56	\$3,094.81	\$1,336.11	\$1,130.11	\$21,939.59

INSPECTIONS:

SAMPLING: 249
NON-SAMPLING 1
TOTAL 250

FLOWS:

MONTH	GALLONS	DAILY AVERAGE
JAN	450,296	14,526
FEB	532,576	19,021
MAR	522,104	16,842
APR	465,256	15,509
MAY	494,428	15,949
JUN	524,348	17,478
JUL	474,980	15,322
AUG	568,480	18,338
SEPT	444,312	14,810
OCT	504,900	16,287
NOV	480,216	16,007
DEC	419,628	13,536
TOTAL		5,881,524

COMMENTS:

Other = Franchise Fee

C A V MEDICAL CENTER (2007)
PERMIT NUMBER - 2005090113
COMPLIANCE STATUS - NC

NONCOMPLIANCE INCIDENTS:

January pH above limits
 February pH below limits
 March pH below limits
 April pH below limits
 July pH below limits

CHARGES ASSESSED:

MONTH	REGUALR	SURCHARGE	PENALTY	OTHER	TOTAL
JAN	\$25,387.80		\$503.62	\$1,751.76	\$27,643.18
FEB	\$22,238.04		\$497.66	\$1,534.42	\$24,270.12
MAR	\$22,952.04		\$481.27	\$1,583.69	\$25,017.00
APR	\$17,509.32		\$514.05	\$1,208.14	\$19,231.51
MAY	\$20,259.24	\$322.24		\$1,397.89	\$21,979.37
JUN	\$18,449.76			\$1,273.03	\$19,722.79
JUL	\$18,513.00		\$487.23	\$1,277.40	\$20,277.63
AUG	\$23,568.12			\$1,626.20	\$25,194.32
SEPT	\$16,409.76	\$568.20		\$1,132.27	\$18,110.23
OCT	\$24,308.75			\$1,371.57	\$25,680.32
NOV	\$16,558.98	\$3,313.48		\$1,142.57	\$21,015.03
DEC	\$20,519.46			\$1,415.84	\$21,935.30
TOTAL	\$246,674.27	\$4,203.92	\$2,483.83	\$16,714.78	\$270,076.80

INSPECTIONS:

SAMPLING:	249
NON-SAMPLING	<u>1</u>
TOTAL	250

FLOWS:

MONTH	GALLONS	DAILY AVERAGE
JAN	9,308,414	300,271
FEB	8,153,830	291,208
MAR	6,448,024	208,001
APR	6,419,492	213,983
MAY	7,427,846	239,608
JUN	6,328,744	210,958
JUL	6,787,622	218,956
AUG	7,111,735	229,411
SEPT	6,016,574	200,552
OCT	6,697,280	216,041
NOV	5,578,754	185,958
DEC	6,913,631	223,020

TOTAL 83,191,946

COMMENTS:

Other = Franchise Fee

ARKANSAS SURGICAL HOSPITAL (2007)
PERMIT NUMBER - 2005040110
COMPLIANCE STATUS - NC ✓

NON-COMPLIANCE INCIDENTS:

June TSS over limits
 July TSS over limits (2)
 July BOD over limits

CHARGES ASSESSED:

MONTH	REGULAR	SURCHARGE	PENALTY	OTHER	TOTAL
JAN	\$420.24	\$163.91		\$29.00	\$613.15
FEB	\$352.92	\$367.46		\$24.35	\$744.73
MAR	\$361.08	\$411.06		\$24.91	\$797.05
APR	\$352.92	\$113.27		\$24.35	\$490.54
MAY	\$348.84	\$195.46		\$24.07	\$568.37
JUN	\$383.52	\$504.52		\$26.46	\$914.50
JUL	\$367.20	\$900.83	\$145.74	\$25.34	\$1,439.11
AUG	\$385.56	\$101.90		\$26.60	\$514.06
SEPT	\$359.04	\$109.85		\$24.77	\$493.66
OCT	\$528.36			\$36.46	\$564.82
NOV	\$430.68	\$26.09		\$29.72	\$486.49
DEC	\$359.64	\$58.31		\$24.82	\$442.77
TOTAL	\$4,650.00	\$2,952.66	\$145.74	\$320.85	\$8,069.25

INSPECTIONS:

SAMPLING:	249
NON-SAMPLING	<u>1</u>
TOTAL	250

FLOWS:

MONTH	GALLONS	DAILY AVERAGE
JAN	154,088	4,971
FEB	129,404	4,622
MAR	132,396	4,271
APR	129,404	4,313
MAY	127,908	4,126
JUN	140,624	4,687
JUL	134,640	4,343
AUG	141,372	4,560
SEPT	131,648	4,388
OCT	178,024	5,743
NOV	145,112	4,837
DEC	121,176	3,909
TOTAL		1,665,796

COMMENTS:

Other = Franchise Fee

CHICOPEE INC (2007)
PERMIT NUMBER - 2005090114
COMPLIANCE STATUS - C

NON-COMPLIANCE INCIDENTS:

CHARGES ASSESSED:

MONTH	REGUALR	SURCHARGE	PENALTY	OTHER	TOTAL
JAN	\$22,741.92			\$1,569.19	\$24,311.11
FEB	\$14,718.60			\$1,015.58	\$15,734.18
MAR	\$20,487.72			\$1,413.65	\$21,901.37
APR	\$23,117.28			\$1,595.09	\$24,712.37
MAY	\$25,716.24			\$1,774.42	\$27,490.66
JUN	\$26,160.96			\$1,805.11	\$27,966.07
JUL	\$30,004.32			\$2,070.30	\$32,074.62
AUG	\$26,095.68			\$1,800.60	\$27,896.28
SEPT	\$25,669.32			\$1,771.18	\$27,440.50
OCT	\$27,137.28			\$1,872.47	\$29,009.75
NOV	\$17,890.98			\$1,234.48	\$19,125.46
DEC	\$15,182.58			\$1,047.60	\$16,230.18
TOTAL	\$274,922.88	\$0.00	\$0.00	\$18,969.67	\$293,892.55

INSPECTIONS:

SAMPLING:	249
NON-SAMPLING	<u>1</u>
TOTAL	250

FLOWS:

MONTH	GALLONS	DAILY AVERAGE
JAN	8,338,225	268,975
FEB	5,396,237	192,723
MAR	7,511,910	242,320
APR	8,475,827	282,528
MAY	9,429,034	304,162
JUN	9,591,798	319,727
JULY	11,001,404	354,884
AUG	9,568,184	308,651
SEPT	9,412,002	313,733
OCT	9,143,305	294,945
NOV	6,027,795	200,927
DEC	5,115,445	165,014
TOTAL		99,011,166

COMMENTS:

Other = Franchise Fee

Deluxe Media Services, Inc. (2007)
PERMIT NUMBER - 2004070115
COMPLIANCE STATUS - C

NONCOMPLIANCE INCIDENTS:

CHARGES ASSESSED:

MONTH	REGUALR	SURCHARGE	PENALTY	OTHER	TOTAL
JAN	\$1,719.72	\$196.95		\$118.66	\$2,035.33
FEB	\$709.92			\$48.98	\$758.90
MAR					\$0.00
APR					\$0.00
MAY					\$0.00
JUN					\$0.00
JUL					\$0.00
AUG					\$0.00
SEPT					\$0.00
OCT					\$0.00
NOV					\$0.00
DEC					\$0.00
TOTAL	\$2,429.64	\$196.95	\$0.00	\$167.64	\$2,794.23

INSPECTIONS:

SAMPLING:	40
NON-SAMPLING	
TOTAL	40

FLOWS:

MONTH	GALLONS	DAILY AVERAGE
JAN	630,564	20,341
FEB	260,304	9,297
MAR		0
APR		0
MAY		0
JUN		0
JUL		0
AUG		0
SEPT		0
OCT		0
NOV		0
DEC		0

PROCESS FLOWS:

GALLONS	DAILY AVERAGE
5,359	173
51	2
	0
	0
	0
	0
	0
	0
	0
	0
	0
	0

TOTAL

890,868

5,410

COMMENTS:

Other = Franchise Fee

Deluxe closed 02-28-07

J B HUNT TRANSPORTATION (2007)
PERMIT NUMBER - 2005090116
COMPLIANCE STATUS - C

NON-COMPLIANCE INCIDENTS:

CHARGES ASSESSED:

MONTH	REGULAR	SURCHARGE	PENALTY	OTHER	TOTAL
JAN	\$897.60			\$61.93	\$959.53
FEB	\$905.76	\$23.05		\$62.50	\$991.31
MAR	\$1,195.44			\$82.49	\$1,277.93
APR	\$938.40			\$64.75	\$1,003.15
MAY	\$899.64			\$62.08	\$961.72
JUN	\$758.88			\$52.36	\$811.24
JUL	\$405.96			\$28.01	\$433.97
AUG	\$477.36			\$32.94	\$510.30
SEPT	\$505.92	\$9.66		\$34.91	\$550.49
OCT	\$1,360.86			\$93.90	\$1,454.76
NOV	\$1,454.10			\$100.33	\$1,554.43
DEC	\$1,471.86			\$101.56	\$1,573.42
TOTAL	\$11,271.78	\$32.71	\$0.00	\$777.76	\$12,082.25

INSPECTIONS:

SAMPLING:	249
NON-SAMPLING	<u>1</u>
TOTAL	250

FLows:

MONTH	GALLONS	DAILY AVERAGE
JAN	329,120	10,617
FEB	332,112	11,861
MAR	438,328	14,140
APR	344,082	11,469
MAY	329,868	10,641
JUN	278,256	9,275
JUL	148,852	4,802
AUG	175,032	5,646
SEPT	185,504	6,183
OCT	458,524	14,791
NOV	489,940	16,331
DEC	495,924	15,998
TOTAL	4,005,542	

COMMENTS:

Other = Franchise Fee

J M PRODUCTS (2007)
PERMIT NUMBER - 2005090117
COMPLIANCE STATUS - NC

NON-COMPLIANCE INCIDENTS:

November BOD over permit limits (2)
 November FOG over permit limits

CHARGES ASSESSED:

MONTH	REGULAR	SURCHARGE	PENALTY	OTHER	TOTAL
JAN	\$436.56	\$233.31		\$30.12	\$699.99
FEB	\$340.68	\$80.20		\$23.51	\$444.39
MAR	\$487.56			\$33.64	\$521.20
APR	\$585.48			\$40.40	\$625.88
MAY	\$426.36			\$29.42	\$455.78
JUN	\$273.36	\$17.39		\$18.86	\$309.61
JUL	\$438.60			\$30.26	\$468.86
AUG	\$379.44			\$26.18	\$405.62
SEPT	\$426.36	\$208.87		\$29.42	\$664.65
OCT	\$532.80			\$36.76	\$569.56
NOV	\$397.38	\$913.08		\$27.42	\$1,337.88
DEC	\$404.04			\$27.88	\$431.92
TOTAL	\$5,128.62	\$1,452.85	\$0.00	\$353.87	\$6,935.34

INSPECTIONS:

SAMPLING:	249
NON-SAMPLING	<u>1</u>
TOTAL	250

FLOWS:

MONTH	GALLONS	DAILY AVERAGE
JAN	160,072	5,164
FEB	124,916	4,461
MAR	178,772	5,767
APR	214,676	7,156
MAY	156,332	5,043
JUN	100,232	3,341
JUL	160,820	5,188
AUG	139,128	4,488
SEPT	156,332	5,211
OCT	179,520	5,791
NOV	133,892	4,463
DEC	136,136	4,391
TOTAL	1,840,828	

COMMENTS:

Other = Franchise Fee

KOPPERS INDUSTRIES (2007)
PERMIT NUMBER - 2005090118
COMPLIANCE STATUS - NC ✓

NON-COMPLIANCE INCIDENTS:

February pH below limits
 March BOD, TSS, FOG all above limits

CHARGES ASSESSED:

MONTH	REGULAR	SURCHARGE	PENALTY	OTHER	TOTAL
JAN	\$3,319.08			\$229.02	\$3,548.10
FEB	\$2,586.72	\$213.95	\$78.97	\$178.48	\$3,058.12
MAR	\$2,144.04	\$2,977.77		\$147.94	\$5,269.75
APR	\$2,388.84			\$164.83	\$2,553.67
MAY	\$2,623.44			\$181.02	\$2,804.46
JUN	\$2,923.32			\$201.71	\$3,125.03
JUL	\$2,745.84			\$189.46	\$2,935.30
AUG	\$3,006.96			\$207.48	\$3,214.44
SEPT	\$2,603.04			\$179.61	\$2,782.65
OCT	\$2,508.60			\$173.09	\$2,681.69
NOV	\$1,807.08			\$124.69	\$1,931.77
DEC	\$1,993.56	\$93.24		\$137.56	\$2,224.36
TOTAL	\$30,650.52	\$3,284.96	\$78.97	\$2,114.89	\$36,129.34

INSPECTIONS:

SAMPLING:	249
NON-SAMPLING	1
TOTAL	250

FLOWS:

MONTH	GALLONS	DAILY AVERAGE
JAN	1,216,392	39,238
FEB	948,128	33,862
MAR	786,088	25,358
APR	875,384	29,179
MAY	961,936	31,030
JUN	1,071,384	35,713
JUL	1,006,552	32,469
AUG	1,101,936	35,546
SEPT	953,976	31,799
OCT	844,696	27,248
NOV	608,904	20,297
DEC	671,696	21,668
TOTAL		11,047,072

COMMENTS:

Other = Franchise Fee

L'OREAL (2007)
PERMIT NUMBER - 2005090119
COMPLIANCE STATUS - NC

NON-COMPLIANCE INCIDENTS

August BOD over limits, failure to submit daily monitoring readings
 October TSS over permit limits

CHARGES ASSESSED:

MONTH	REGULAR	SURCHARGE	PENALTY	OTHER	TOTAL
JAN	\$2,833.56	\$1,622.19		\$195.52	\$4,651.27
FEB	\$2,476.56	\$2,026.03		\$170.88	\$4,673.47
MAR	\$2,972.28	\$3,788.05		\$205.09	\$6,965.42
APR	\$2,543.88	\$2,290.96		\$175.53	\$5,010.37
MAY	\$2,892.72	\$3,853.71		\$199.60	\$6,946.03
JUN	\$3,143.64	\$1,831.53		\$216.91	\$5,192.08
JUL	\$2,853.96	\$1,794.14		\$196.92	\$4,845.02
AUG	\$3,282.36	\$3,715.57		\$226.48	\$7,224.41
SEPT	\$2,813.16	\$1,223.19		\$194.11	\$4,230.46
OCT	\$3,436.56	\$1,946.01		\$237.12	\$5,619.69
NOV	\$3,103.56	\$993.26		\$214.15	\$4,310.97
DEC	\$3,318.90	\$1,319.18		\$229.00	\$4,867.08
TOTAL	\$35,671.14	\$26,403.82	\$0.00	\$2,461.31	\$64,536.27

INSPECTIONS:

SAMPLING:	249	
NON-SAMPLING	<u>1</u>	
TOTAL		250

FLOWS:

MONTH	GALLONS	DAILY AVERAGE
JAN	1,038,948	33,514
FEB	907,572	32,413
MAR	1,089,826	35,156
APR	932,646	31,088
MAY	1,060,681	34,216
JUN	1,152,196	38,407
JUL	1,046,306	33,752
AUG	1,202,972	38,806
SEPT	1,031,210	34,374
OCT	1,157,300	37,332
NOV	1,045,595	34,853
DEC	1,118,241	36,072
TOTAL		<u>12,783,493</u>

COMMENTS:

Other = Franchise Fee

MAVERICK TRUCKING (2007)

PERMIT NUMBER - 200609012-

COMPLIANCE STATUS - NC

NON-COMPLIANCE INCIDENTS:

February pH below limits (2)
April pH below limits
May pH below limits
July pH below limits

CHARGES ASSESSED:

MONTH	REGULAR	SURCHARGE	PENALTY	OTHER	TOTAL
JAN	\$1,128.12			\$77.84	\$1,205.96
FEB	\$1,013.88		\$74.50	\$69.96	\$1,158.34
MAR	\$1,417.80			\$97.83	\$1,515.63
APR	\$1,189.32		\$47.68	\$82.06	\$1,319.06
MAY	\$1,307.64		\$43.21	\$90.23	\$1,441.08
JUN	\$1,252.56			\$86.43	\$1,338.99
JUL	\$1,144.44	\$21.53	\$22.35	\$78.97	\$1,267.29
AUG	\$693.60			\$47.86	\$741.46
SEPT	\$483.48			\$33.36	\$516.84
OCT	\$528.36			\$36.46	\$564.82
NOV	\$526.14			\$36.30	\$562.44
DEC	\$437.34			\$30.18	\$467.52
TOTAL	\$11,122.68	\$21.53	\$187.74	\$767.48	\$12,099.43

INSPECTIONS:

SAMPLING:	249
NON-SAMPLING	1
TOTAL	250

FLOWS:

MONTH	GALLONS	DAILY AVERAGE
JAN	413,644	13,343
FEB	371,756	13,277
MAR	519,860	16,770
APR	436,084	14,536
MAY	479,468	15,467
JUN	459,272	15,309
JUL	419,628	13,536
AUG	254,320	8,204
SEPT	177,276	5,909
OCT	178,024	5,743
NOV	177,276	5,909
DEC	147,356	4,753
TOTAL	4,033,964	

COMMENTS:

Other = Franchise Fee

OAKLEY (2007)
 PERMIT NUMBER - 2005100125
 COMPLIANCE STATUS - C ✓

NON-COMPLIANCE INCIDENTS:

CHARGES ASSESSED:

MONTH	REGULAR	SURCHARGE	PENALTY	OTHER	TOTAL
JAN	\$522.24			\$36.03	\$558.27
FEB	\$467.16			\$32.23	\$499.39
MAR	\$379.44			\$26.18	\$405.62
APR	\$440.64	\$63.08		\$30.40	\$534.12
MAY	\$420.24	\$36.10		\$29.00	\$485.34
JUN	\$412.08			\$28.43	\$440.51
JUL	\$357.00			\$24.63	\$381.63
AUG	\$395.76	\$6.29		\$27.31	\$429.36
SEPT	\$338.64	\$98.03		\$23.37	\$460.04
OCT	\$446.22	\$337.32		\$30.79	\$814.33
NOV	\$352.98	\$109.87		\$24.36	\$487.21
DEC	\$321.90	\$126.78		\$22.21	\$470.89
TOTAL	\$4,854.30	\$777.47	\$0.00	\$334.94	\$5,966.71

INSPECTIONS:

SAMPLING:	249
NON-SAMPLING	<u>1</u>
TOTAL	250

FLOWS:

MONTH	GALLONS	DAILY AVERAGE
JAN	191,488	6,177
FEB	171,292	6,118
MAR	139,128	4,488
APR	161,568	5,386
MAY	154,088	4,971
JUN	151,096	5,037
JUL	130,900	4,223
AUG	145,112	4,681
SEPT	124,168	4,139
OCT	150,348	4,850
NOV	118,932	3,964
DEC	108,460	3,499
TOTAL		<u>1,746,580</u>

COMMENTS:

Other = Franchise Fee

ST. VINCENT NORTH (2007)

PERMIT NUMBER - 2004010105

COMPLIANCE STATUS - C ✓

NON-COMPLIANCE INCIDENTS:

CHARGES ASSESSED:

MONTH	REGULAR	SURCHARGE	PENALTY	OTHER	TOTAL
JAN	\$1,130.16				\$1,130.16
FEB	\$1,071.00	\$412.25			\$1,483.25
MAR	\$1,609.56	\$445.47			\$2,055.03
APR	\$1,813.56	\$23.08			\$1,836.64
MAY	\$3,188.52				\$3,188.52
JUN	\$4,020.84				\$4,020.84
JUL	\$3,847.44				\$3,847.44
AUG	\$4,047.36				\$4,047.36
SEPT	\$3,557.76				\$3,557.76
OCT	\$3,552.00				\$3,552.00
NOV	\$3,203.46				\$3,203.46
DEC	\$3,949.38				\$3,949.38
TOTAL	\$34,991.04	\$880.80	\$0.00	\$0.00	\$35,871.84

INSPECTIONS:

SAMPLING:	249
NON-SAMPLING	1
TOTAL	250

FLOWS:

MONTH	GALLONS	DAILY AVERAGE
JAN	414,392	13,367
FEB	392,700	14,025
MAR	590,172	19,038
APR	664,972	22,166
MAY	1,169,124	37,714
JUN	1,474,308	49,144
JUL	1,410,728	45,507
AUG	1,484,032	47,872
SEPT	1,304,512	43,484
OCT	1,196,800	38,606
NOV	1,079,364	35,979
DEC	1,330,692	42,926
TOTAL	12,511,796	

COMMENTS:

TRUCK-O-MAT (2007)
PERMIT NUMBER - 2005090122
COMPLIANCE STATUS - NC

NON-COMPLIANCE INCIDENTS:

January pH below limits (2)
 March pH below limits
 July pH below limits

CHARGES ASSESSED:

MONTH	REGULAR	SURCHARGE	PENALTY	OTHER	TOTAL
JAN	\$867.00		\$64.07	\$59.82	\$990.89
FEB	\$1,146.48			\$79.11	\$1,225.59
MAR	\$1,001.64		\$34.27	\$69.11	\$1,105.02
APR	\$813.96			\$56.16	\$870.12
MAY	\$795.60			\$54.90	\$850.50
JUN	\$756.84			\$52.22	\$809.06
JUL	\$687.48		\$25.33	\$47.44	\$760.25
AUG	\$954.72			\$65.88	\$1,020.60
SEPT	\$746.64			\$51.52	\$798.16
OCT	\$892.44			\$61.58	\$954.02
NOV	\$830.28			\$57.29	\$887.57
DEC	\$759.24			\$52.39	\$811.63
TOTAL	\$10,252.32	\$0.00	\$123.67	\$707.42	\$11,083.41

INSPECTIONS:

SAMPLING:	249
NON-SAMPLING	<u>1</u>
TOTAL	250

FLOWS:

MONTH	GALLONS	DAILY AVERAGE
JAN	317,200	10,232
FEB	420,100	15,004
MAR	366,700	11,829
APR	298,200	9,940
MAY	291,600	9,406
JUN	276,800	9,227
JUL	251,900	8,126
AUG	349,800	11,284
SEPT	273,300	9,110
OCT	300,000	9,677
NOV	279,400	9,313
DEC	255,500	8,242
TOTAL		3,680,500

COMMENTS:

Other = Franchise Fee

TYSON FOODS (2007)
PERMIT NUMBER - 2005090123
COMPLIANCE STATUS - NC

NON-COMPLIANCE INCIDENTS:

June BOD above limits
 June TSS above limits
 October BOD above limits

CHARGES ASSESSED:

	REGUALR	SURCHARGE	PENALTY	OTHER	TOTAL
JAN	\$9,993.96			\$689.58	\$10,683.54
FEB	\$8,345.64			\$575.85	\$8,921.49
MAR	\$10,905.84			\$752.50	\$11,658.34
APR	\$9,012.72			\$621.88	\$9,634.60
MAY	\$9,200.40			\$634.83	\$9,835.23
JUN	\$10,499.88	\$304.94		\$724.49	\$11,529.31
JUL	\$9,145.32			\$631.03	\$9,776.35
AUG	\$8,435.40	\$4,649.60		\$582.04	\$13,667.04
SEPT	\$9,636.96	\$429.20		\$664.95	\$10,731.11
OCT	\$8,469.30	\$12,326.30		\$584.38	\$21,379.98
NOV	\$8,109.66				\$8,109.66
DEC	\$8,757.90			\$604.30	\$9,362.20
TOTAL	\$110,512.98	\$17,710.04	\$0.00	\$7,065.83	\$135,288.85

INSPECTIONS:

SAMPLING:	249
NON-SAMPLING	1
TOTAL	250

FLows:

MONTH	GALLONS	DAILY AVERAGE
JAN	3,664,388	118,206
FEB	3,059,702	109,275
MAR	3,998,842	128,995
APR	3,304,118	110,137
MAY	3,373,374	108,819
JUN	3,849,527	128,318
JUL	3,353,154	108,166
AUG	3,092,728	99,765
SEPT	3,532,977	117,766
OCT	2,853,336	92,043
NOV	2,731,935	91,065
DEC	2,950,416	95,175
TOTAL		39,764,497

COMMENTS:

Other = Franchise Fee

UNION PACIFIC RAILROAD - PIKE AVENUE (2007)

PERMIT NUMBER - 2005090124

COMPLIANCE STATUS - C ✓

NON-COMPLIANCE INCIDENTS:

CHARGES ASSESSED:

MONTH	REGUALR	SURCHARGE	PENALTY	OTHER	TOTAL
JAN	\$14,581.92			\$1,006.15	\$15,588.07
FEB	\$8,823.00			\$608.79	\$9,431.79
MAR	\$9,567.60			\$660.16	\$10,227.76
APR	\$9,575.76			\$660.73	\$10,236.49
MAY	\$10,310.16			\$711.40	\$11,021.56
JUN	\$9,471.72			\$653.55	\$10,125.27
JUL	\$11,222.04			\$774.32	\$11,996.36
AUG	\$9,420.72			\$650.03	\$10,070.75
SEPT	\$11,668.80			\$805.15	\$12,473.95
OCT	\$14,447.76			\$996.90	\$15,444.66
NOV	\$10,509.48			\$725.15	\$11,234.63
DEC	\$12,614.04			\$870.37	\$13,484.41
TOTAL	\$132,213.00	\$0.00	\$0.00	\$9,122.70	\$141,335.70

INSPECTIONS:

SAMPLING:	249
NON-SAMPLING	<u>1</u>
TOTAL	250

FLows:

MONTH	GALLONS	DAILY AVERAGE
JAN	5,346,353	172,463
FEB	3,235,078	115,539
MAR	3,507,966	113,160
APR	3,510,887	117,030
MAY	3,780,310	121,945
JUN	3,472,468	115,749
JUL	4,114,109	132,713
AUG	3,454,139	111,424
SEPT	4,278,010	142,600
OCT	4,867,380	157,012
NOV	3,540,620	118,021
DEC	4,249,440	137,079
TOTAL	47,356,760	

COMMENTS:

Other = Franchise Fee

UNION PACIFIC RAILROAD - 400 YARD (2007)

NONCOMPLIANCE INCIDENTS:

CHARGES ASSESSED:

MONTH	REGUALR	SURCHARGE	PENALTY	OTHER	TOTAL
JAN	\$746.64			\$51.52	\$798.16
FEB	\$618.12	\$94.38		\$42.65	\$755.15
MAR	\$634.44	\$10.09		\$43.78	\$688.31
APR	\$632.40	\$70.41		\$43.64	\$746.45
MAY	\$703.80	\$8.96		\$48.56	\$761.32
JUN	\$677.28			\$46.73	\$724.01
JUL	\$703.80	\$241.80		\$48.56	\$994.16
AUG	\$734.40	\$352.77		\$50.67	\$1,137.84
SEPT	\$730.32	\$192.83		\$50.39	\$973.54
OCT	\$816.96	\$83.03		\$56.37	\$956.36
NOV	\$739.26	\$216.02		\$51.01	\$1,006.29
DEC	\$890.22	\$197.93		\$61.43	\$1,149.58
TOTAL	\$8,627.64	\$1,468.22	\$0.00	\$595.31	\$10,691.17

INSPECTIONS:

SAMPLING:	12
NON-SAMPLING	
TOTAL	12

FLOWS:

MONTH	GALLONS	DAILY AVERAGE
JAN	273,170	8,812
FEB	226,494	8,089
MAR	232,553	7,502
APR	231,805	7,727
MAY	257,387	8,303
JUN	248,112	8,270
JUL	257,985	8,322
AUG	269,205	8,684
SEPT	267,784	8,926
OCT	275,411	8,884
NOV	246,860	8,229
DEC	299,724	9,669
TOTAL		3,086,490

COMMENTS:

Other = Franchise Fee

North Little Rock Waste Water Utility
(Permitted Significant Industrial User)
Contact/Address List

Arkansas Surgical Hospital

5201 Northshore Dr.
N.L.R., AR. 72118

Permit # 2005040110 Eff. 6-01-2005
SIC # 8062 Exp. 8-31-2008

Lyndell H. Weaks, CEO (501) 748-8017
Jerry Compton, Facilities Manager (501) 748-8093

Baptist Health Medical Center North

3333 Springhill Dr.
N.L.R., AR. 72117

Permit #2005090111 Eff. 9-01-2005
SIC # 8062 Exp.8-31-2008

Danny Draper, Director-Facilities Management (501)202-3010
Trisha Barker, Maintenance Department (501)202-3011

Blue Beacon

(I-40 Exit 161 N.L.R., AR. 72117)
P.O. Box 17923
N.L.R., AR. 72117

Permit #2005090112 Eff. 9-01-2005
SIC #7542 Exp. 8-31-2008

Walter Nixon, Manager (501)945-7023

Blue Beacon (Billing)-(Environmental Compliance)
P.O. Box 856
Salina, KS. 67402-0856

Tina Dorf, Director Environmental Compliance (785)825-2221

Central Arkansas Veterans Healthcare Systems

Permit #2005090113

SIC#8062 Eff. 9-01-2005

Exp. 8-31-2008

Central Arkansas Veterans Healthcare Systems

N.L.R. Division Safety Office (138/NLR)

2200 Fort Roots Drive

N.L.R., AR. 72114

R.J. Lipin, Chief Engineering Service (501)370-6622

Juanita Terry, Environmental Officer (501)257-1130

Central Arkansas Veterans Healthcare Systems

Engineering Services (138 / NLR)

Attn: Trish Walters

2200 Fort Roots Drive

N.L.R., AR. 72114

(Billing) Trish Walters 257-1150 Fax: 257-1144

Chicopee / PGI Nonwovens

Permit # 2005090114

1301 E 8th Street

SIC # 2297, 2676

Eff. 9-01-2005

N.L.R., AR. 72115

Exp. 8-31-2008

Larry Jones, Sr. Project Engineer (501)399-2580

Deluxe Media Services, Inc.

Permit # 2004070115

Eff. 07-31-2004

9201 Faulkner Lake Road

SIC # 1110, 3471-12, 3652-03

Term. 02-28-07

N.L.R., AR 72117

Business closed

Chris Abbeduto, Director of Manufacturing and Distribution Operations (501) 955-3003

Skip Hartsell, Facility Manager (501) 955-2800

J B Hunt Transportation

2901 Hwy 161 North.

Permit #2005090116

Eff. 9-01-2005

N.L.R., AR. 72117

SIC #4231

Exp. 8-31-2008

Jeff Taylor, Maintenance Director (501)945-8681

Melisa Alvers (501)945-8682

J M Products

(10500 Maybelline Rd. N.L.R., AR. 72117)
P.O. Box 4025
L.R., AR. 72204

Permit #2005090117
SIC #2844 Eff. 9-01-2005
Exp. 8-31-2008

Michael Joshua, President (501)371-0040
Ernest P. Joshua, VP/Plant Manager 664-7109
Tim Shavers (501)945-5550

Koppers Industries

(2201 Edmonds Rd. N.L.R., AR. 72117)
P.O. Box 15490
N.L.R., AR. 72231

Permit #2005090118
SIC #2491 Eff. 9-01-2005
Exp. 8-31-2008

John Launius, Supervisor (501)945-6424
Brad Maxey, Plant Manager (501)945-4581

L'OREAL USA PRODUCTS, INC.

11500 Maybelline Rd.
N.L.R, AR. 72117-1886

Permit #2005090119
SIC #2844 Eff. 9-01-2005
Exp. 8-31-2008

Gene Semon, Engineering Dept. (501)955-8599
David Lovejoy, ETNSHE Director (501)955-8509

Maverick

(13301 Valentine Rd. N.L.R, AR. 72117)
P.O. Box 15428
N.L.R, AR. 72231

Permit #2005090120
SIC #4213 & 7542 Eff. 9-01-2005
Exp. 8-31-2008

Don Moir, Maintenance Director (501)955-1278
Ed Kocher, Maintenance Supervisor (501)955-1218 Pager.399-6048

Bruce Oakley Inc.

(3700 Lincoln Av., N.L.R, AR. 72114)
P.O. Box 17880
N.L.R. AR. 72117

Permit # 2005100125

SIC # 4213 & 7542 Eff. 10-01-2005
Exp. 8-31-2008

Dennis Oakley, President (501) 945-0875
Mac Holleman, Operations Manager (501) 945-0875

St. Vincent Medical Center – North
(2215 Wildwood Av. Sherwood, AR. 72120)
St. Vincent Infirmary Medical Center
#2 St. Vincent Cr. L.R, AR. 72205

Permit # 2006090121 Eff. 9-01-2006
SIC # 8062 Exp. 8-31-2008

James Newton, Director of Operations (501)552-3934 c/804-0938
Kevin Yarberry, Mechanical Supervisor c/804-8908
James Seay, Environmental Consultant (501)552-3996 c/580-9350

Truck-O-Mat

(11601 Kinard Rd. N.L.R., AR. 72117)
P.O. Box 17742
N.L.R., AR. 72117

Permit #2005090122

SIC #7542 & 5541 Eff. 9-01-2005
Exp. 8-31-2008

Gary Cozad, Manager (501)945-2899

Tyson Foods

3800 Progress Street
N.L.R., AR. 72117

Permit #2005090123

SIC #2015 Eff. 9-01-2005
Exp. 8-31-2008

Mike Cook, Production Mgr. (501)945-7131
Maggie Huie, Plant Manager (501)945-7131

Union Pacific Railroad

Permit #2005090124

SIC#4011 Eff. 9-01-2005

Exp. 8-31-2008

Union Pacific Railroad

1000 W 4th

N.L.R., AR. 72114

Tom Franklin(Jenks Shop)

Shop Manager

(501)373-2066

Union Pacific Railroad

1000 W 4th

N.L.R., AR. 72114

John Stewart (cell 765-7456)

Manager Environmental

(501)373-2304

Union Pacific Railroad

P.O.Box1611

Downtown Station

Omaha, NE. 68101

....(Billing)....

Treatment Plant Facility Address: 1101 West Broadway Av. N.L.R., AR.

Hacth-Mott (Un-Pac wwtp contractor. Pike Ave. Plant.)(501)373-2323

300 Pike Ave.

Marty Waldrop, wwtp. Supervisor.(501)373-2099

N.L.R., AR. 72114

FAULKNER LAKE T/P INDUSTRIAL FLOWS RECAP 2007

MONTH	JANUARY	FEBRUARY	MARCH	APRIL	MAY	JUNE	JULY	AUGUST	SEPTEMBER	OCTOBER	NOVEMBER	DECEMBER	ANNUAL TOTAL/MG
BAPTIST HEALTH M/C (NORTH)	1,163,640	1,104,900	1,160,200	1,144,240	1,213,690	1,172,720	1,375,054	1,052,800	1,079,380	1,204,060	1,275,050	1,257,070	14,203
BLUE BEACON	450,296	532,576	522,104	465,256	494,428	524,348	474,980	568,580	444,312	504,900	480,216	419,628	5,882
CAV HEALTHCARE SYSTEM	9,308,414	8,153,830	6,448,024	6,419,492	7,427,846	6,328,744	6,787,622	7,111,735	6,016,574	6,697,280	5,578,764	6,913,631	83,192
CHICOPEE	8,338,225	5,396,237	7,511,910	8,475,827	9,429,034	9,591,798	11,001,404	9,568,184	9,412,002	9,143,305	6,027,795	5,115,445	99,011
DELUXE MEDIA SERVICES	630,564	260,304											0,891
J B HUNT TRANSPORTATION	329,120	332,112	438,328	344,082	329,868	278,256	148,852	175,032	185,504	458,524	489,940	495,924	4,006
J M PRODUCTS	160,072	124,916	178,772	214,676	156,332	100,232	160,820	139,128	156,332	179,520	133,892	136,136	1,841
KOPPERS INDUSTRIES	1,216,392	948,128	78,088	875,384	961,936	1,071,384	1,006,552	1,101,936	953,976	844,696	608,904	671,696	10,339
L'OREAL USA PRODUCTS	1,038,948	907,572	1,089,826	932,646	1,060,681	1,152,196	1,046,306	1,202,972	1,031,210	1,157,300	1,045,595	1,118,241	12,783
MAVERICK TRANSPORT	413,644	371,756	519,860	436,084	479,468	459,272	419,628	254,320	177,276	178,024	177,276	147,356	4,034
OAKLEY	191,488	171,292	139,128	161,568	154,088	151,096	130,900	145,112	124,168	150,348	118,932	108,460	1,747
TRUCK-O-MAT	317,200	420,100	366,700	298,200	291,600	276,800	251,900	349,800	273,300	300,000	279,400	255,500	3,681
TYSON FOODS	3,664,388	3,059,702	3,998,842	3,304,118	3,373,374	3,849,527	3,353,154	3,092,728	3,532,977	2,853,336	2,731,935	2,950,416	39,764
UNION PACIFIC - PIKE AVE	5,346,353	3,235,078	3,507,966	3,510,887	3,780,310	3,472,466	4,114,109	3,454,139	4,278,010	4,867,380	3,540,620	4,249,440	47,357
UNION PACIFIC - 400 YD	273,170	226,494	232,553	231,805	257,387	248,112	257,985	269,205	267,784	275,411	246,860	299,724	3,086
TOTAL INDUSTRIAL FLOW	32,84	25,24	26,19	26,81	29,41	28,68	30,53	28,49	27,93	28,81	22,74	24,14	0,91*
FAULKNER LAKE INFLUENT	345,679	174,565	168,868	172,893	153,919	150,370	183,924	168,954	171,322	191,090	163,429	239,594	6,23*
MONTHLY % OF FLOW	9.50	14.46	15.51	15.51	19.11	19.07	16.61	17.92	16.30	15.08	13.91	10.07	14.59

*Billion Gallons

Jan-07 thru Mar-07 Faulkner Lake Influent used Effluent flow due to Influent meter malfunction.

Deluxe Media Services closed 02-28-07, permit cancelled.

File Name: Q:\Industry\ Industrial Flows Recap

FIVE MILE T/P INDUSTRIAL FLOWS RECAP 2007

MONTH	JANUARY	FEBRUARY	MARCH	APRIL	MAY	JUNE	JULY	AUGUST	SEPTEMBER	OCTOBER	NOVEMBER	DECEMBER	ANNUAL TOTAL/MG
St. Vincent M/C-North	414,392	392,700	590,172	664,972	1,169,124	1,474,308	1,410,728	1,484,032	1,304,512	1,196,800	1,079,364	1,330,692	12,512
													0.000
													0.000
													0.000
													0.000
													0.000
													0.000
													0.000
													0.000
													0.000
													0.000
													0.000
													0.000
													0.000
TOTAL INDUSTRIAL FLOW	0.41	0.39	0.59	0.66	1.17	1.47	1.41	1.48	1.30	1.20	1.08	1.33	0.03*
FIVE MILE INFLUENT	226,535	119,026	119,013	131,344	105,550	84,262	117,081	85,787	107,198	127,272	110,841	194,721	4.19*
MONTHLY % OF FLOW	0.18	0.33	0.50	0.51	1.11	1.75	1.20	1.73	1.22	0.94	0.97	0.68	0.82

File Name: Q:\industry\ Industrial Flows Recap

*Billion Gallons

WHITE OAK T/P INDUSTRIAL FLOWS RECAP 2007

MONTH	JANUARY	FEBRUARY	MARCH	APRIL	MAY	JUNE	JULY	AUGUST	SEPTEMBER	OCTOBER	NOVEMBER	DECEMBER	ANNUAL TOTAL/MG
Arkansas Surgical Hospital	154,088	129,404	132,396	129,404	127,908	140,624	134,640	1,413,372	131,648	178,024	145,112	121,176	2,938
													0.000
													0.000
													0.000
													0.000
													0.000
													0.000
													0.000
													0.000
													0.000
													0.000
													0.000
													0.000
													0.000
													0.000
													0.000
													0.000
													0.000
													0.000
TOTAL INDUSTRIAL FLOW	0.15	0.13	0.13	0.13	0.13	0.14	0.13	1.41	0.13	0.18	0.15	0.12	0.01
WHITE OAK INFLEUNT	117.138	100.341	87.650	114.226	71.042	51.339	78.358	49.371	69.030	104.845	90.491	195.838	3.09
MONTHLY % OF FLOW	0.13	0.13	0.15	0.11	0.18	0.27	0.17	2.86	0.19	0.17	0.16	0.06	0.26

**PRETREATMENT PROGRAM STATUS REPORT
UPDATED SIGNIFICANT INDUSTRIAL USERS LIST
ATTACHMENT A**

INDUSTRIAL USER	SIC CODE	CATEGORICAL DETERMINATION	DOCUMENT		NEW USER	TIMES INSPECTED	TIMES SAMPLED	REPORTS				EFFLUENT LIMITS
			Y/N	LAST ACTION				BMR	90-DAY COMPLIANCE	SEMI ANNUAL	SELF MONITORING	
Arkansas Surgical Hospital	8082	N/A	Y	6/1/2005	N	1	249	N/A	N/A	N/A	C	NC
Baptist Health Medical Center North	8082	N/A	Y	9/1/2005	N	1	249	N/A	N/A	N/A	C	C
Blue Beacon of NLR	7542	N/A	Y	9/1/2005	N	1	249	N/A	N/A	N/A	C	NC
Central Arkansas Veterans	8082	N/A	Y	9/1/2005	N	1	249	N/A	N/A	N/A	C	NC
Chicopee Inc.	2287	N/A	Y	9/1/2005	N	1	249	N/A	N/A	N/A	C	C
Deluxe Media	3471	40 CFR 429	Y	7/31/2004	N	0	40	N/A	N/A	N/A	C	C
J B Hunt Transportation	4231	N/A	Y	9/1/2005	N	1	249	N/A	N/A	N/A	C	C
J M Products	2844	N/A	Y	9/1/2005	N	1	249	N/A	N/A	N/A	C	NC
Koppers Industries	2491	40 CFR 429	Y	9/1/2005	N	1	249	N/A	N/A	N/A	C	NC
L'Oreal USA Products Inc.	2844	N/A	Y	9/1/2005	N	1	249	N/A	N/A	N/A	NC	NC
Maverick Transportation	4213	N/A	Y	9/1/2005	N	1	249	N/A	N/A	N/A	C	NC
Bruce Oakley Inc.	4213	N/A	Y	10/1/2005	N	1	249	N/A	N/A	N/A	C	C
St. Vincent - North	8082	N/A	Y	9/1/2008	N	1	249	N/A	N/A	N/A	C	C
Truck O Mat of NLR	7542	N/A	Y	9/1/2005	N	1	249	N/A	N/A	N/A	C	NC
Tyson Foods Inc.	2015	N/A	Y	9/1/2005	N	1	249	N/A	N/A	N/A	C	NC
Union Pacific Railroad	4011	N/A	Y	9/1/2005	N	1	249	N/A	N/A	N/A	C	C

MONITORING RESULTS FOR THE ANNUAL PRETREATMENT REPORT
REPORTING YEAR: January 1, 2007 TO December 31, 2007
TREATMENT PLANT: Faulkner Lake Treatment Plant NPDES PERMIT AR0020303
AVERAGE POTW FLOW: 5.714 MGD % IU FLOW: 14.59

METALS CYANIDE and PHENOLS (Total)	MAHL LIMIT (mg/L)	INFLUENT DATES SAMPLED				WQ LEVEL LIMIT mg/L	EFFLUENT DATES SAMPLED				Laboratory Analysis	
		Results mg/L					Results mg/L				EPA Method Used	Detection Level Achieved (ug/L)
		1st Qtr	2nd Qtr	3rd Qtr	4th Qtr		1st Qtr	2nd Qtr	3rd Qtr	4th Qtr		
Antimony		<0.03	<0.003	<0.03	<0.03		<0.03	<0.03	<0.03	<0.03	200.8	60
Arsenic	0.013	<0.001	0.0027	0.0012	0.0023	2.48	<0.001	<0.001	<0.001	0.0011	200.8	10
Beryllium		<0.0003	<0.0003	<0.0003	<0.0003		<0.0003	<0.0003	<0.0003	<0.0003	200.8	5
Cadmium	0.01	0.0023	0.00095	0.00024	0.00059	0.035	0.00013	0.00015	<0.0001	0.00013	200.8	1
Chromium	0.638	<0.007	0.0091	<0.007	<0.007	7.23	<0.007	<0.007	<0.007	<0.007	200.8	10
Copper	0.376	0.099	0.12	0.025	0.068	0.15	0.009	0.0100	0.0063	0.0068	200.8	10
Lead	0.083	0.015	0.023	0.0029	0.016	0.12	<0.001	0.0033	<0.001	0.0021	200.8	5
Mercury	0.001	<0.0002	<0.0002	<0.0002	0.00037	0.0003	<0.0002	<0.0002	<0.0002	<0.0002	245.2	0.2
Molybdenum	0.072	0.016	0.022	0.011	0.027		<0.008	<0.008	<0.008	<0.008	200.8	7
Nickel	0.077	0.008	0.01	0.0056	0.0072	5.54	0.0037	0.0048	0.0036	0.0034	200.8	40
Selenium	0.002	<0.002	<0.002	<0.002	<0.002	0.138	<0.002	<0.002	<0.002	<0.002	200.8	5
Silver	0.108	0.0028	0.0031	0.0019	0.0060	0.041	0.00020	<0.0002	<0.0002	<0.0002	200.8	2
Thallium		<0.001	<0.001	<0.001	<0.001		<0.001	<0.001	<0.001	<0.001	200.8	10
Zinc	0.789	0.73	0.280	0.090	0.24	0.97	0.057	0.078	0.058	0.059	200.8	20
Cyanide	0.3227	<0.01	<0.01	<0.01	<0.01	0.15	<0.01	<0.01	<0.01	<0.01	335.2	20
Phenols		0.057	0.092	0.044	0.016		0.013	0.0061	<0.005	<0.005	420.1	5

MONITORING RESULTS FOR THE ANNUAL PRETREATMENT REPORT
REPORTING YEAR: January 1, 2007 TO December 31, 2007
TREATMENT PLANT: Five Mile Creek NPDES PERMIT AR0020320
AVERAGE POTW FLOW: 4.188 MGD % IU FLOW: 0.82

METALS CYANIDE and PHENOLS (Total)	MAHL LIMIT (mg/L)	INFLUENT DATES SAMPLED				WQ LEVEL LIMIT mg/L	EFFLUENT DATES SAMPLED				Laboratory Analysis	
		Results mg/L					Results mg/L				EPA Method Used	Detection Level Achieved (ug/L)
		1st Qtr	2nd Qtr	3rd Qtr	4th Qtr		1st Qtr	2nd Qtr	3rd Qtr	4th Qtr		
Antimony		<0.03	<0.03	<0.03	<0.03		<0.03	<0.03	<0.03	<0.03	200.8	60
Arsenic	0.013	<0.001	<0.001	<0.001	<0.001	2.48	<0.001	<0.001	<0.001	0.001	200.8	10
Beryllium		<0.0003	<0.0003	<0.0003	<0.0003		<0.0003	<0.0003	<0.0003	<0.0003	200.8	5
Cadmium	0.01	0.00018	0.00012	0.00020	<0.0001	0.035	<0.0001	<0.0001	<0.0001	0.00013	200.8	1
Chromium	0.638	<0.007	<0.007	<0.007	<0.007	7.23	<0.007	<0.007	<0.007	<0.007	200.8	10
Copper	0.376	0.049	0.043	0.024	0.014	0.15	0.0079	0.015	0.0064	0.0093	200.8	10
Lead	0.083	0.0027	0.0034	0.0012	0.0011	0.12	0.0011	0.0029	<0.001	0.0016	200.8	5
Mercury	0.001	0.00030	<0.0002	<0.0002	<0.0002	0.0003	<0.0002	<0.0002	<0.0002	<0.0002	245.2	0.2
Molybdenum	0.072	<0.008	<0.008	<0.008	<0.008		<0.008	<0.008	<0.008	<0.008	200.8	7
Nickel	0.077	0.0048	0.0058	0.0056	0.0039	5.54	0.0041	0.0052	0.0041	0.0040	200.8	40
Selenium	0.002	<0.002	<0.002	<0.002	<0.002	0.138	<0.002	<0.002	<0.002	<0.002	200.8	5
Silver	0.108	0.0022	0.0027	0.0009	0.0036	0.041	0.00074	0.0010	0.00023	0.00072	200.8	2
Thallium		<0.001	<0.001	<0.001	<0.001		<0.001	<0.001	<0.001	<0.001	200.8	10
Zinc	0.789	0.14	0.17	0.095	0.075	0.97	0.037	0.082	0.033	0.035	200.8	20
Cyanide	0.3227	<0.01	<0.01	<0.01	<0.01	0.15	<0.01	<0.01	<0.01	<0.01	335.2	20
Phenols		0.055	0.068	0.068	0.011		0.009	0.0076	<0.005	<0.005	420.1	5

MONITORING RESULTS FOR THE ANNUAL PRETREATMENT REPORT

REPORTING YEAR: January 1, 2007 TO December 31, 2007

TREATMENT PLANT: White Oak NPDES PERMIT AR0038288

AVERAGE POTW FLOW: 3.259 MGD % IU FLOW: 0.26

METALS CYANIDE and PHENOLS (Total)	MAHL LIMIT (mg/L)	INFLUENT DATES SAMPLED				WQ LEVEL LIMIT mg/L	EFFLUENT DATES SAMPLED				Laboratory Analysis	
		Results mg/L					Results mg/L				EPA Method Used	Detection Level Achieved (ug/L)
		1st Qtr	2nd Qtr	3rd Qtr	4th Qtr		1st Qtr	2nd Qtr	3rd Qtr	4th Qtr		
Antimony		<0.03	<0.03	<0.03	<0.04		<0.03	<0.03	<0.03	<0.03	200.8	60
Arsenic	0.013	<0.001	<0.001	<0.001	0.0015	2.48	<0.001	<0.001	<0.001	0.0012	200.8	10
Beryllium		<0.0003	<0.0003	<0.0003	<0.0003		<0.0003	<0.0003	<0.0003	<0.0003	200.8	5
Cadmium	0.01	0.00011	<0.0001	<0.0001	0.0001	0.035	<0.0001	<0.0001	<0.0001	<0.0001	200.8	1
Chromium	0.638	<0.007	<0.007	<0.007	<0.007	7.23	<0.007	<0.007	<0.0007	<0.007	200.8	10
Copper	0.376	0.062	0.054	0.026	0.038	0.15	0.014	0.0170	0.0064	0.0059	200.8	10
Lead	0.083	0.0019	0.0034	<0.001	0.005	0.12	<0.001	0.0025	<0.001	<0.001	200.8	5
Mercury	0.001	<0.0002	<0.0002	<0.0002	<0.0002	0.0003	<0.0002	<0.0002	<0.0002	<0.0002	245.2	0.2
Molybdenum	0.072	<0.008	<0.008	<0.008	<0.008		<0.008	<0.008	<0.008	<0.008	200.8	7
Nickel	0.077	0.0039	0.0046	0.0044	0.0042	5.54	0.0035	0.0047	0.0038	0.0032	200.8	40
Selenium	0.002	<0.002	<0.002	<0.002	<0.002	0.138	<0.002	<0.002	<0.002	<0.002	200.8	5
Silver	0.108	0.00047	0.0006	<0.0002	0.00044	0.041	0.00034	0.00022	<0.0002	<0.0002	200.8	2
Thallium		<0.001	<0.001	<0.001	<0.001		<0.001	<0.001	<0.001	<0.001	200.8	10
Zinc	0.789	0.15	0.160	0.061	0.11	0.97	0.042	0.081	0.039	0.019	200.8	20
Cyanide	0.3227	<0.01	<0.01	<0.01	<0.01	0.15	<0.01	<0.01	<0.01	0.011	335.2	20
Phenols		0.037	0.014	0.042	<0.005		0.021	0.02	<0.005	<0.005	420.1	5

Arkansas Democrat Gazette

STATEMENT OF LEGAL ADVERTISING

RECEIVED

MAR - 6 2008

NLR WASTE WATER

NLR WASTEWATER UTILITY
PO BOX 17898
NORTH LITTLE ROCK 72117

REMIT TO:
ARKANSAS DEMOCRAT-GAZETTE, INC
P.O. BOX 2221
LITTLE ROCK, AR 72203

ATTN: Beth Caipen

DATE : 03/05/08 INVOICE #: 2279847
ACCT #: L826958 P.O. #: 080347

BILLING QUESTIONS CALL 378-381


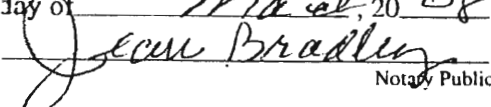
STATE OF ARKANSAS,
COUNTY OF PULASKI, } ss.

I, Elizabeth Myers do solemnly swear that I am the Legal Billing Clerk of the Arkansas Democrat - Gazette, a daily newspaper printed and published in said County, State of Arkansas; that I was so related to this publication at and during the publication of the annexed legal advertisement in the matter of:

public notice
pending in the Court, in said County, and at the dates of the several publications of said advertisement stated below, and that during said periods and at said dates, said newspaper was printed and had a bona fide circulation in said County; that said newspaper had been regularly printed and published in said County, and had a bona fide circulation therein for the period of one month before the date of the first publication of said advertisement; and that said advertisement was published in the regular daily issues of said newspaper as stated below.

DATE	DAY	LINAGE	RATE	DATE	DAY	LINAGE	RATE
03/05	Wed	25	1.25				

TOTAL COST ----- 31.25
Billing Ad #: 49464701


Subscribed and sworn to me this March, 2008
day of March, 2008

Notary Public



AD COPY

PUBLIC NOTICE
As outlined in the Clean Water Act of 1977 (Public Law 95-217) and as required by National Pollutant Discharge Elimination System (NPDES) Permits AR0020303, AR0020320, AR0038288, Part III, Section 7(d), the following is a list of Significant Industrial Users who were classified as Significant Violators with applicable pretreatment requirements as defined under the Industrial Pretreatment Program of the North Little Rock Waste Water Utility approved March 16, 1984 (Revised: July 1989, February 1996).
There were no Significant Violators for the year 2007.
49464701#

3/6/08
RH

Jamie

CODE SHEET

to Deb
3/17/08

Annual Report

Auditor's Name Gilliam

Permit Number AR0020303, 20320 438288

Period Report Covers End Date 12/31/07 PSED

Start Date 1/1/07 PSSD

PPETS WENDB DATA ELEMENTS

Significant IUs in Significant Noncompliance
with Pretreatment Compliance Schedule 0 SSNC

NOV's and A.O.'s Issued Against
Significant IUs 19 FENF

Civil and/or Criminal Judicial Actions
Against Significant IUs 0 JUDI

Significant IUs with Significant Violations
published in Newspaper 0 SVPU

IUs from which penalties have been collected 16 IUPN

COMMENTS:
